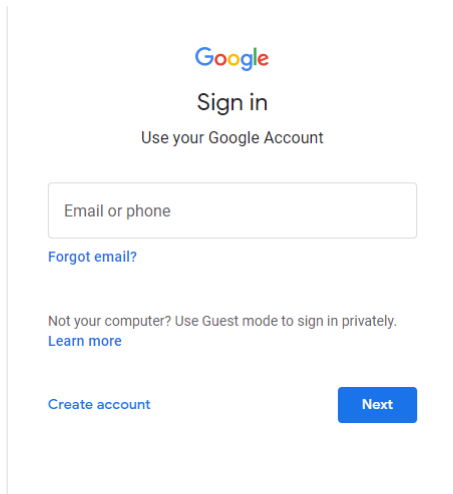
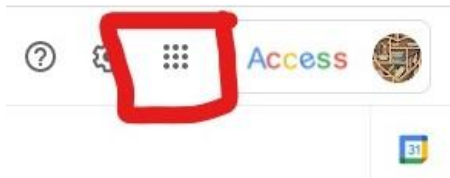


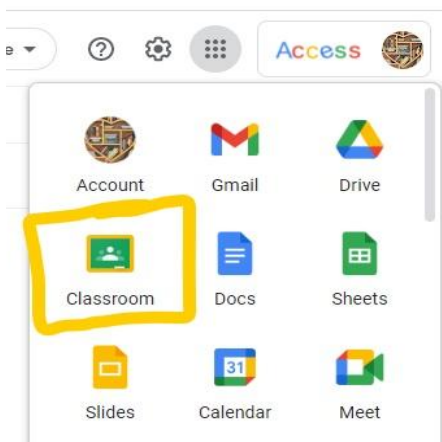
## 1. Login to your Google Account



## 2. Look for the box symbol in the top right corner (The symbol circled below)



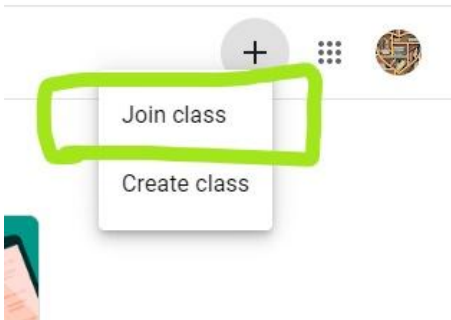
## 3. Once the menu opens, click on the icon for Google Classroom (As circled below)



4. This should take you to the classes you are enrolled in. If you need to enroll in a new class, look in the upper right hand corner of the screen for the **+** symbol, and click on it.




5. Click “Join a Class”



6. Enter the Class Code and click “Join” in the upper right corner.

Join

You're currently signed in as

 Jessica Miller  
jessica.miller@mahoningctc.com

[Switch account](#)

Class code  
Ask your teacher for the class code, then enter it here.

Class code

kvn54wt

A screenshot of a web interface. At the top right, there is a blue "Join" button. Below it, there is a section for user information: "You're currently signed in as" followed by a profile picture, the name "Jessica Miller", and the email "jessica.miller@mahoningctc.com". To the right of this information is a "Switch account" link. Below the user information is a "Class code" section with the instruction "Ask your teacher for the class code, then enter it here." and a text input field containing the code "kvn54wt".